



Cabinets & Racks

Floor Cabinets – Model E



Linxcom 19" floor-standing cabinets and racks are a cost-effective solution that is both aesthetically pleasing and durable. Designed to be installed in data centres, equipment rooms and office environments to mount telecommunication, data communication, security, broadcasting and other electronic equipment.

Features & Benefits

- Medium duty cabinet of durable modular construction
- Various 200° swing doors available, including: glass, punched, horizontal, double vertical
- Lockable and removable side panels
- Adjustable/lockable cable entries at the top and bottom
- U-marked frames can be removed and adjusted to requirement
- Mounts for hanging/suspending cabinet
- Comes complete with fan tray, fans and earthing screws
- Available in grey or black - more colours also available
- Linkable cabinet
- Various accessories available, including fan trays, PDUs, cable management panels and more
- Maximum 1000kgs UDL loading capacity



30 Minute Assembly



2 Person Assembly



Available Flat-Packed



IP Rating Available



Available Ready-Built



1000kgs UDL Capacity

Below we have our standard stock sizes for height, widths and depths, but we also offer custom-built cabinets. If you require a specification which is not specified, then contact us and we can assist you.

Available Configurations

Capacity (U)	Height (mm)	Widths (mm)	Depths (mm)	Colours
47	2220	600, 800	600, 800, 1000	Black, Grey
42	1990	600, 800	600, 800, 1000	Black, Grey
37	1760	600, 800	600, 800, 1000	Black, Grey



Cabinets & Racks

Floor Cabinets – Model E

Technical Specifications

Part	Material	Surface
Side panel	SPCC t.1.2	Powder coated
Rear door	SPCC t.1.2	Powder coated
Frame	SPCC t.1.5	Powder coated
Top cover	SPCC t.1.2	Powder coated
19" rails	SPCC t.2.0	Powder coated
Cable management slot	SPCC t.1.0	Powder coated
Front door	SPCC t.1.2	Powder coated
Mounting plate	SPCC t.1.5	Powder coated
2" heavy duty castor	----	----
M12 adjustable feet	----	v
M6 screw & nuts	Steel	Colour zinc
trox tooling	Steel	Colour zinc

Ordering Information

Using the available configurations amend/create product codes using the formula below.

Linxcom		Colour		Depth	
Linxcom	LXM	Black	BLK	800mm	8
		Grey	GRY	900mm	9
				1000mm	1
LXM	E	GRY	6	8	37
Model		Width		U Capacity (Height)	
Model E	E	600mm	6	47U (2220mm)	47
		800mm	8	42U (2000mm)	42
		(Only for 42U or 47U)		37U (1800mm)	37

Example: **LXMEGRY6837** - Linxcom Model E 37U 600*800mm Grey Floor Cabinet

For any queries, please contact the Linxcom team using the details below.









Cabinets & Racks

Floor Cabinets – Model E

Available Door Configurations

Linxcom Model	Door options	Front Door #	Rear Door #
E	Double High Density Punched front and single High density Punched Rear Door	5	6

Door options

Type-0	Type-1	Type-2
 <p>-Front & rear door (type 0) Tempered glass door. Small lock; Reversible right or left handed doors; Turning angle is over 180 degrees; -Material: Sheet steel 5mm safety glass -Surface finish: Powder Coated -Colour: RAL7035; RAL9004</p>	 <p>-Front & rear door (type 1) Tempered glass door with striped hole. Small lock; Reversible right or left handed doors; Turning angle is over 180 degrees; -Material: Sheet steel 5mm safety glass -Surface finish: Powder Coated -Colour: RAL7035; RAL9004</p>	 <p>-Front & rear door (type 2) Tempered glass door with net hole. Grey decoration bar; Lock with comfort handle Reversible right or left handed doors; Turning angle is over 180 degrees; -Material: Sheet steel 5mm safety glass -Surface finish: Powder Coated -Colour: RAL7035; RAL9004</p>
Type-3	Type-4	Type-5
 <p>-Front & rear door (type 3); Small lock; Reversible right or left handed doors; Turning angle is over 180 degrees; -Material: Sheet steel 5mm safety glass -Surface finish: Powder Coated -Colour: RAL7035; RAL9004</p>	 <p>-Front & rear door (type 4); Sheet steel door with hexagon hole. Small lock; Reversible right or left handed doors; Turning angle is over 180 degrees; -Material: Sheet steel 5mm safety glass -Surface finish: Powder Coated -Colour: RAL7035; RAL9004</p>	 <p>-Front & rear door (type 5); High-density vented door; Slotted surface (SW7 hexagon) Air inlet opening>60%; Lock with comfort handle; Reversible right or left handed doors; Turning angle is over 180 degrees; -Material: Sheet steel 5mm safety glass -Surface finish: Powder Coated -Colour: RAL7035; RAL9004</p>

Type-6 Same as type 5 but with double doors

For any queries, please contact the Linxcom team using the details below.