



## Cabinets & Racks

# Floor Cabinets – Model A

Linxcom 19" floor-standing cabinets and racks are a cost-effective solution that is both aesthetically pleasing and durable. Designed to be installed in data centres, equipment rooms and office environments to mount telecommunication, data communication, security, broadcasting and other electronic equipment.



## Features & Benefits

- Precise dimensions and craftsmanship
- Available in grey or black - other colours available upon request
- Arc vented 200° swing front/rear Doors that enable ventilation and reliable operation
- Equipped with both wheels and legs that hold over 1300kgs
- Adjustable and lockable cable entries at the top and bottom
- Easy door access on any side
- Fully customisable to requirement
- Available with fixed base for installation in a set position
- Multiple cabinets can be linked together using baying kits
- Various accessories available, including fan trays, PDUs, cable management panels and more
- Various doors available, including: glass, punched, double horizontal, double vertical swing doors
- Maximum 1300kgs UDL loading capacity



30 Minute  
Assembly



2 Person  
Assembly



1300kgs UDL  
Capacity



Available  
Flat-Packed



IP Rating  
Available



Available  
Ready-Built

Below we have our standard stock sizes for height, widths and depths, but we also offer custom-built cabinets. If you require a specification which is not specified, then contact us and we can assist you.

## Available Configurations

Capacity (U)	Height (mm)	Widths (mm)	Depths (mm)	Colours
47	2220	600, 750	800, 1000	Black, Grey
42	2000	600, 750	800, 1000	Black, Grey
25	1400	600	800	Black, Grey



## Cabinets & Racks

# Floor Cabinets – Model A

### Technical Specifications

Part	Material	Surface
Rear door	----	----
Side panels	SPCC t1.2	Powder coated
19" rails	T2.0	Zinc-plated
Front beam	SPCC t1.5	Powder coated
Top cover	SPCC t1.2	Powder coated
Side frame	SPCC t1.2	Powder coated
Cable management slot	SPCC t1.0	Powder coated
Front door	----	----
Mounting spacer	T.2.0	Zinc-plated
Bottom	SPCC t1.0	Powder coated
Caster tray	SPCC t2.0	Powder coated
2" heavy duty castor	----	----
<b>Hardware kits with cabinet</b>		
M12 adjustable feet	Steel	Zinc-plated
M6 screw & nuts	Steel	Zinc-plated

### Ordering Information

Using the available configurations amend/create product codes using the formula below.

Linxcom		Colour		Depth	
Linxcom	LXM	Black	BLK	800mm	8
		Grey	GRY	1000mm	1
LXM	A1	GRY	7	1	25
Model		Width		U Capacity (Height)	
Model A1	A1	600mm	6	47U (2220mm)	47
		750mm	7	42U (2000mm)	42
		(Only for 42U or 47U)		25U (1400mm)	25

Example: **LXMA1GRY7125** - Linxcom Model A 25U 700\*1000mm Grey Floor Cabinet Front Glass with Vented Sides with High Density Punched Double Rear Door

### Available Door Configurations




Linxcom Model	Door options	Front Door #	Rear Door #
A1	Front Glass with Vented Sides with High Density Punched Double Rear Door	1	6
A2	Front Low Density Punched Door with High Density Punched Double Rear Door	4	6
A3	Front High Density Punched Door with High Density Punched Double Rear Door	5	6
A4	Front High Density Punched Double Door with High Density Punched Double Rear Door	6	6



## Cabinets & Racks

# Floor Cabinets – Model A

### Door options

Type-0	Type-1	Type-2
 <p>-Front &amp; rear door (type 0) Tempered glass door. Small lock; Reversible right or left handed doors; Turning angle is over 180 degrees; -Material: Sheet steel 5mm safety glass -Surface finish: Powder Coated -Colour: RAL7035; RAL9004</p>	 <p>-Front &amp; rear door (type 1) Tempered glass door with striped hole. Small lock; Reversible right or left handed doors; Turning angle is over 180 degrees; -Material: Sheet steel 5mm safety glass -Surface finish: Powder Coated -Colour: RAL7035; RAL9004</p>	 <p>-Front &amp; rear door (type 2) Tempered glass door with net hole. Grey decoration bar; Lock with comfort handle Reversible right or left handed doors; Turning angle is over 180 degrees; -Material: Sheet steel 5mm safety glass -Surface finish: Powder Coated -Colour: RAL7035; RAL9004</p>
Type-3	Type-4	Type-5
 <p>-Front &amp; rear door (type 3); Small lock; Reversible right or left handed doors; Turning angle is over 180 degrees; -Material: Sheet steel 5mm safety glass -Surface finish: Powder Coated -Colour: RAL7035; RAL9004</p>	 <p>-Front &amp; rear door (type 4); Sheet steel door with hexagon hole. Small lock; Reversible right or left handed doors; Turning angle is over 180 degrees; -Material: Sheet steel 5mm safety glass -Surface finish: Powder Coated -Colour: RAL7035; RAL9004</p>	 <p>-Front &amp; rear door (type 5); High-density vented door; Slotted surface (SW7 hexagon) Air inlet opening&gt;60%; Lock with comfort handle; Reversible right or left handed doors; Turning angle is over 180 degrees; -Material: Sheet steel 5mm safety glass -Surface finish: Powder Coated -Colour: RAL7035; RAL9004</p>
Type-6 Same as type 5 but with double doors		

For any queries, please contact the Linxcom team using the details below.