



Cabinets & Racks

Wall-Mounted Cabinet – Model E

Linxcom 19" Wall-mounted cabinets and racks are a cost-effective solution that is both aesthetically pleasing and durable. Designed to be installed in data centres, equipment rooms and office environments to mount telecommunication, data communication, security, broadcasting and other electronic equipment.



Features & Benefits

- Available in a variety of heights and depths
- Tempered glass 180° swing front door with lock
- Door can be opened from left or right as preferred.
- Adjustable front and rear mounting rails
- 570mm wide body with 4U option as 600mm
- Quick release side doors, optional key locks if required
- Tool-free changing of door orientation
- Vented top panels enabling ventilation and reliable operation
- Compatible with various 19" accessories
- Maximum 60kgs UDL loading capacity



IP20
Rated



15 Minute
Assembly



1 Person
Assembly



Available
Flat-Packed



60kgs UDL
Capacity

Below we have our standard stock sizes for height, widths and depths, but we also offer custom-built cabinets. If you require a specification which is not specified, then contact us and we can assist you.

Available Configurations

Capacity (U)	Height (mm)	Widths (mm)	Depths (mm)	Colour
4	280	600	300, 450	Black
6	370	570	300, 450, 600	Black
9	500	570	300, 450, 600	Black
12	635	570	300, 450, 600	Black
15	770	570	300, 450, 600	Black
18	900	570	300, 450, 600	Black



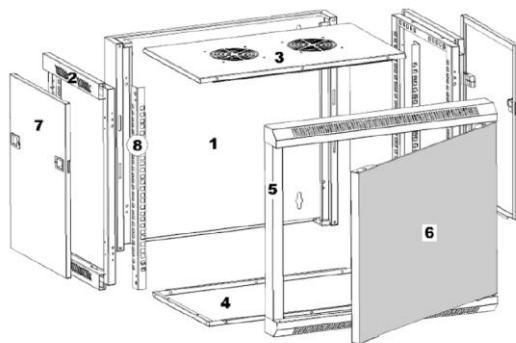
Cabinets & Racks

Wall-Mounted Cabinet – Model E

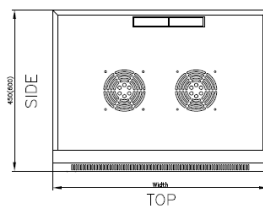
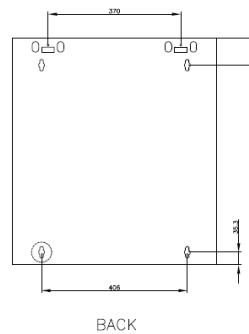
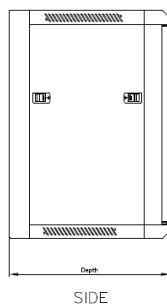
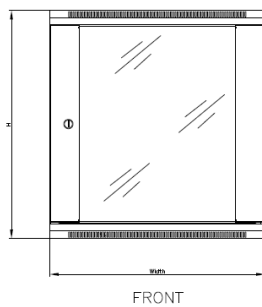
Technical Specifications


Part	Material	Surface
Top Cover	SPCC Cold-Rolled Steel 1.0mm	Powder Coated/Vented Front & Sides
Frame	SPCC Cold-Rolled Steel 1.0mm	Powder Coated
Front Door	Toughened Glass 5m/SPCC Cold-Rolled Steel 1.2mm	Powder Coated
Side Panel	SPCC Cold-Rolled Steel 1.0mm	Powder Coated
Rail	SPCC Cold-Rolled Steel 1.2mm	Powder Coated
Back Panel	SPCC Cold-Rolled Steel 1.2mm	Powder Coated
Bottom	SPCC Cold-Rolled Steel 1.0mm	Powder Coated/Vented Front & Sides

Technical Drawings



1	Back Panel
2	Side Frame
3	Front Door
4	Bottom
5	Front Frame
6	Front Glass Door
7	Side Panel
8	19" Rails





Cabinets & Racks

Wall-Mounted Cabinet – Model E

Ordering Information

Using the available configurations amend/create product codes using the formula below.

Linxcom		Colour		Depth	
Linxcom LXM		Black BLK		300mm	3
				450mm	4
				600mm	6
LXM	E	BLK	5	4	06
Model		Width		U Capacity (Height)	
Model E E		600mm (only 4U)	6	18U (900mm)	18
		570mm	5	15U (770mm)	15
				12U (635mm)	12
				9U (500mm)	09
				6U (370mm)	06
				4U (mm)	04

Example: **LXMEBLK5412** - Linxcom Model E 12U 570*450mm Black Wall Cabinet

For any queries, please contact the Linxcom team using the details below.